

CEMETERY FUNERAL SUPPLY

*Manufacturer & Distributor of
Cemetery & Funeral Home Equipment*



*C*emetery Funeral Supply is the manufacturer and distributor of quality merchandise at competitive prices. We offer a complete line of equipment for the Cemetery & Funeral Home Industry.

Special attention is given to each order. Our ultimate goal is customer satisfaction and we guarantee all sales. Being the manufacturer of many of our products we are able to customize most of our equipment to our customer needs.

Call us for all your Cemetery & Funeral Home needs.

Thank You,

Stanley Scruggs
General Manager
1-800-277-9878
Fax 1-704-291-9230
stanleyscruggs@carolina.rr.com

Jo Ann Shook
Plant Manager
1-800-277-9877
Fax 1-706-276-2384
jshook21@hotmail.com

Stan Scruggs Jr.
Sales Manager
1-800-277-9878
Fax 1-704-291-9230
shs1@carolina.rr.com

See index on page 44

HILLTOP TENTS

Cemetery Funeral Supply manufactures six types of tents. They are Hilltop, Oval, Push Pole, Ridge Pole, Porta-Tent and Porta-Chapel. We only use top quality materials. Tops are made from your choice of Sunbrella® Acrylic or 13 oz. Cotton Duck and Sunbrella® Firesist. All of our tents are available in a wide range of colors and sizes. Our seams are double and triple stitched using polyester thread. All tent top corners are reinforced with leather. Two-ply fabric is used on side rails and over the bow of the tops for extra reinforcement. You also get your choice of quick release thumb buckles or lace buckles.



15' X 15' HILLTOP CFS 1502

HILLTOP TENTS

Cemetery Funeral Supply manufactures its Hilltop tent in sizes 15' x 15', 15' x 20' and 20' x 20'. Frames are made of galvanized steel or thick walled aluminum. All fixtures are made from cast steel. Tops are made of Sunbrella® or 13oz. Cotton Duck and includes name on one side and bag for top. All complete tents include stakes and ropes. Replacement tops are also available for our frames and other manufacturers frames. Other features include single person set-up and free standing frames. We also guarantee all our tops to fit.



15' X 20' HILLTOP CFS 1522



**20' X 20' HILLTOP
SHOWN FREESTANDING**
CFS 2002 FS

SUNROOFS, WALLS & MOUND COVERS



SUN ROOF EXTENSION CFS 702

Attaches to the 15' side and gives an additional 8' x 15' protection. Features scallop design matching the tent valance. Frame for extension is a continuation of the main tent frame.



SLANT MOUND CFS 900

This style of mound cover slopes from the opening back to the ground and protects the lowering device, grass and flowers. (Pictured)

Two other styles are:

BOX MOUND CFS 902

This style is 3' in the back and can be used as an extension of the tent to protect equipment and dirt mound. It comes complete with poles, stakes and guy lines.

ALCOVE MOUND CFS 910

The largest of our mound covers. The alcove is 4½' in the back, this also includes poles, stakes and ropes. It holds 3 rows of chairs and can enlarge tent for extra protection for large groups.



STRAIGHT WALL CFS 800

Protects from wind, sun and blowing rain or snow. Also provides privacy. (Pictured)

Other Wall Options Include:

WINDOW WALL CFS 800WW

same protection with convenient light

WALL TO FORM AWNING CFS 804

Sturdy construction of wall allows it to extend outward to form an awning for added protection from the elements.

NORTHERN STYLE WALL & MOUND COVERS

Foot-long extensions wrap around corners to eliminate gaps and protect from wintry winds. (Not Pictured)

PORTA-TENT & PORTA CHAPEL

Cemetery Funeral Supply brings its customers an advantage in its Porta-tent and Porta-chapel. These models offer the same quality as all our tents. Their mobility helps you meet tight scheduled services with minimum equipment and set-up time.



15' X 15' CFS 1701

PORTA-TENTS

Measure 15' x 15' with fabric tops in many colors. They are available with steel and aluminum frames.

Options include:

- Reinforced frames
- Sunbrella® material
- Lace on tops
- Name plates
- Side walls
- Tow bars
- 12" swivel wheels-two with locks



14' X 20' CFS 1820

PORTA-CHAPELS

Made of all steel frames. Tops come in a fiberglass hardtop model and a fabric soft top model available in various colors. Porta-chapels come in four sizes 14' x 14', 14' x 16', 14' x 18' and 14' x 20'.



14' X 20' CFS 1924

Options include:

- 8oz. Fiberglass or Sunbrella® tops
- Reinforced frames
- Fiberglass and frames pre-drilled
- Name plates
- Side walls
- Tow bars
- 12" swivel wheels-two with locks

TENTS

C.F.S. OVAL TENTS

Our Oval Tents come in the following sizes: 15x12, 15x15 and 15x20. The frames are galvanized steel with one piece leg or telescoping legs. Tops are made of Sunbrella® or Cotton Duck. Tents come with corner stakes, guy ropes and tie down stakes.

Sun extensions, mound covers, straight walls and awning walls are available for C.F.S. Oval Tents.



15' X 20' OVAL CFS 1020

C.F.S. RIDGE POLE TENTS

Our Ridge Pole Tents come in the following sizes: 12x14, 14x14, 14x16, 16x16, 16x20 and 18x18. The frames are galvanized steel. Tops are made of Sunbrella® or Cotton Duck.

Mound covers and walls are available for C.F.S. Ridge Pole Tents.



14' X 16' RIDGE POLE

C.F.S. PUSH POLE TENTS

Our Push Pole Tents come in the following sizes: 12x12, 14x14, 15x15, 16x16 and 20x20. The Push Pole Tents have a center pole, this is what distinguishes them from other types of tents. All of our Push Pole Tents come with galvanized steel poles. Tops are made of Sunbrella® or Cotton Duck.

Mound covers and walls are available for C.F.S. Push Pole Tents.



12' X 12' PUSH POLE

SPECIALTY TENTS

SPECIAL OCCASION & PARTY TENTS

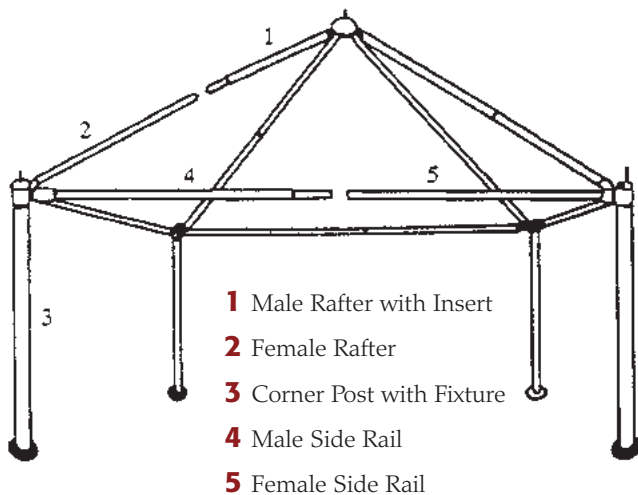
These tents are for all events. Frame tents sizes include: 15x15, 15x20 and 20x20

These tents have the same great features as our regular Hilltop tents. You can also get free-standing frames.

Rental grade Frame and Pole Tents available in larger sizes. Call for information.



TENT PARTS AND ACCESSORIES



**END
CAP**
CFS 114

**CORNER
FIXTURE**
CFS 116

**TOP
FIXTURE**
CFS 115



RED CAUTION PEG COVERS CFS 104
STANDARD SAFETY ROPES CFS 100



ORANGE SAFETY ROPES CFS 101
ORANGE REBAR CAPS CFS 105
REBAR CORNER STAKES
30" X 1" CFS 103



SMOOTH CORNER STAKES
30" X 1" CFS 102
VELVET NOSE MAUL CFS 67
(Not Pictured)

STERIL TENTS



FEATURES INCLUDE:

- No interior poles for people to bump into or wrestle chairs around.
- 20 sizes and 8 colors
- Gracefully distinctive arch blends into the background at the committal service.
- Light-weight aluminum and hickory materials make the Steril Chapel portable, easy to store, easy to set-up and durable.
- Specially reinforced top shields attendees from sun, rain and snow.

Your Steril Chapel includes one FREE name. Or ... order removable name panels and personalize your Steril Chapel for several of your customers. Our snap-on panels and heavy-duty bases make it easy for your Steril Chapel to pull double or triple duty.

The Sun Extension allows a wall to do double duty as a handy sunshade.

The mound extension permits more room inside the Chapel, and provides protection for earth removed from the grave, and shelter for grave equipment.

WHAT YOU GET WITH A STERIL:

- Super-sharp stakes to penetrate hard, stony or frozen ground.
- The velvet-nose maul. A Steril exclusive, this heavy-hitter is designed to drive both steel and wooden stakes without injury to the head of the stake.
- Strong nylon guy ropes with attached S-hooks make anchoring your Steril a cinch.
- One free name in five-inch block letters using White, Green or Black letters.
- Long-lasting Sunbrella® or Duck tops-reinforced along all wear spots.
- Steril's distinctive aluminum and hickory arch.
- More than 75 years of service to the industry.

20 SIZES GIVE YOU VERSATILITY AND VALUE!

4-POLE STYLE

No. 1: 16'W x 10'L • **No. 12:** 16'W x 12'L • **No. 5:** 14'W x 10'L • **No. 6:** 14'W x 12'L • **No. 112:** 12'W x 12'L

8-POLE STYLE (4 Trusses)

No. 3: 16'W x 30'L • **No. 36:** 16'W x 36'L

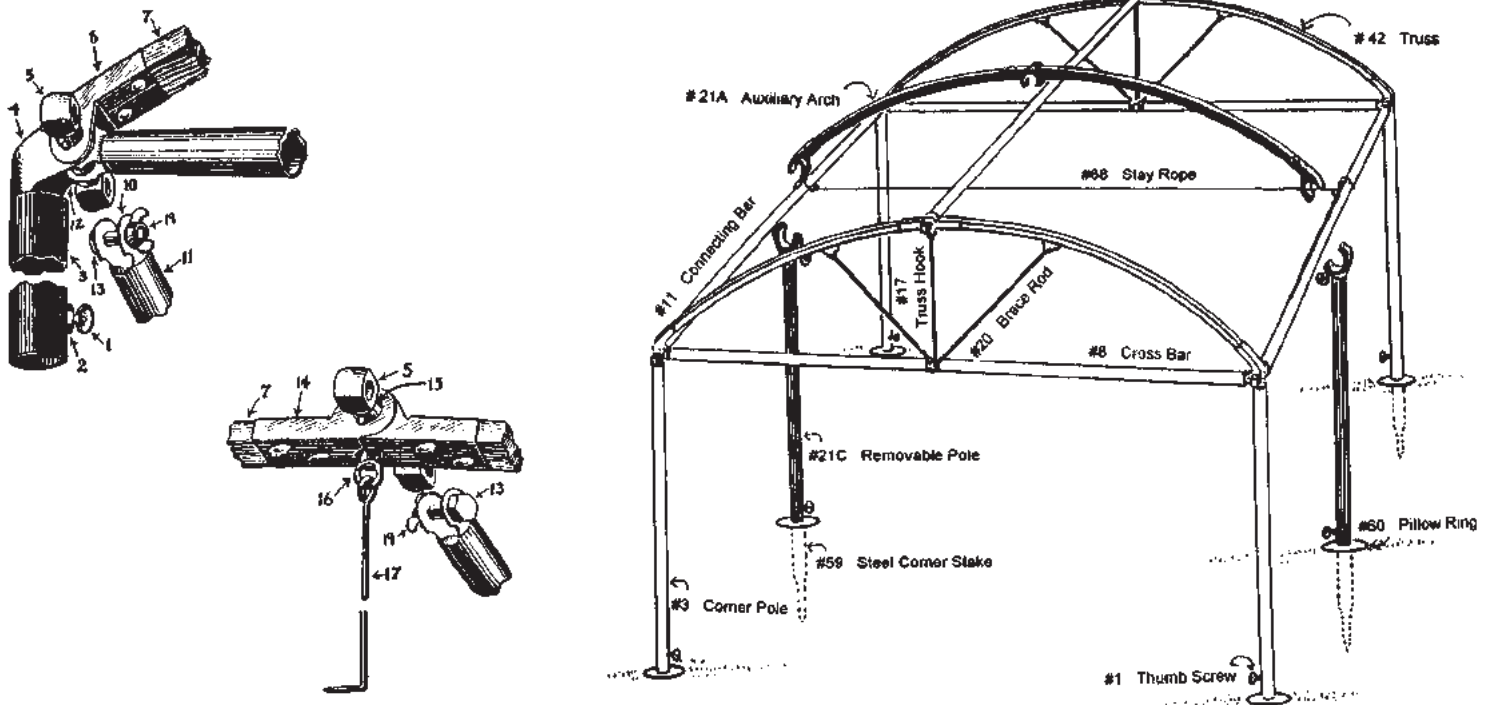
6-POLE STYLE (3 Trusses, 0 Auxiliary Arch)

No. 9: 14'W x 18'L • **No. 20:** 14'W x 20'L • **No. 118:** 15'W x 18'L • **No. 18:** 16'W x 18'L • **No. 2:** 16'W x 20'L • **No. 24:** 16'W x 24'L

6-POLE STYLE (2 Trusses, 1 Auxiliary Arch)

No. 116: 12'W x 16'L • **No. 7:** 14'W x 14'L • **No. 8:** 14'W x 16'L • **No. 115:** 15'W x 15'L • **No. 14:** 16'W x 14'L • **No. 16:** 16'W x 16'L

STERIL TENT FRAME PARTS



CEMETERY GRASS

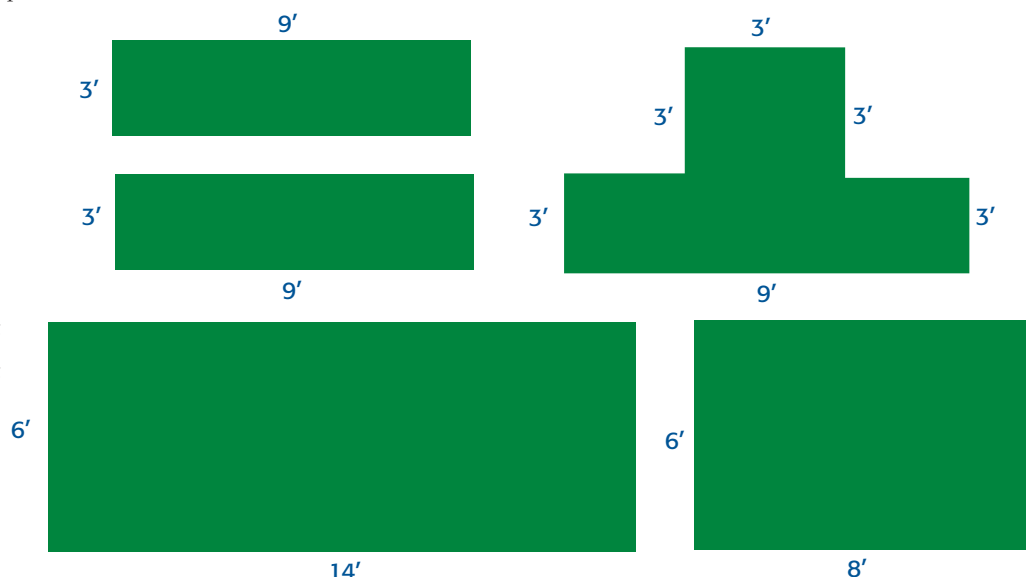
Tuf Turf cemetery grass from Cemetery Funeral Supply looks like real grass. But unlike real grass, Tuf Turf is practically indestructible due to quality materials and workmanship.

Tuf Turf grass sets come in a rich deep color-permanently dyed to true-to-life blades of grass. Tuf Turf is non-water absorbent and is the most pliable grass available. It is easily "hosed-off" to look fresh and clean for each set up. Primary backing is thirteen pick-treated and heat-set; secondary backing is uraloc, which gives soft, pliable grass in any extreme weather condition. Tuf Turf comes in a wide range of sets to fit all applications. Or it can be cut to fit your specifications in 3', 6' or 12' widths.

There is not a better cemetery grass available or one that will give as many years as our Tuf Turf.

- CFS-P-6** (2-6x14, 2-6x8, 2-T) Grass Set
- CFS-P-6A** (4-6x14, 2-6x8, 2-T) Grass Set
- CFS-P-2** (2-6x14) Grass Set
- CFS-P-3** (2-T) Grass Set
- CFS-P-4** (2-3x9, 2-3x8, 2-6x14) Grass Set
- CFS-P-4A** (2-3x9, 2-3x8, 4-6x14) Grass Set

Cocoa Matting available in 27", 36", 45", 54" and 72" widths.



DEVICE STANDS



DEVICE STANDS

Cemetery Funeral Supply makes two models of Device Stands - our telescoping device stand (shown here) for easy set-up and adjustment on uneven terrain; and our non-telescoping device stand. Both stands fit any device and are made of galvanized steel. Both models adjust for width and length of grave. Drape for all stands wrap around or 4 pcs.

CFS 3000 Non-telescoping • **CFS 3002** Telescoping



PORTABLE DEVICE STANDS



PORTABLE LOWERING DEVICE STAND **CFS 3004**

Cemetery Funeral Supply designs its E-Z Portable Lowering Device Stand to work with all casket lowering devices. Two of its four wheels have locks; each of its four legs telescope for hillside set-up. The stand comes in all galvanized steel construction and provides quick and effortless grave site set-up. The operating life of your device will actually be prolonged with the use of our stand.

Dimensions: 39"W x 89"L, Weight: 208 lbs.



FRIGID STREAMLINER MOBILE STAND AND CASKET CARRIER **614**

The Streamliner is designed to work with a Frigid automatic lowering device and casket placer to give you a complete, safe mobile graveside set-up. The Streamliner is a wise investment for you! It saves money in many ways!

First, its use effects economy by virtually eliminating cemetery set-ups! There is no assembly, the lowering device is always set up and ready for use! After the service, the Streamliner

need be simply towed away, there is no dismantling required! This also eliminates damage and excessive wear.



The streamliner is a rugged cemetery appliance designed and built to take it-heavy steel tubing construction throughout-mounted on smooth rolling wheels-two wheel brakes and wheel locks with special four position locking features! Each Streamliner comes equipped with removable tow tongues so that two or more units can be coupled together! The craftsmanship of the Streamliner is assured, all the quality of design and workmanship that you have come to expect from Frigid is there!

INFANT/CREMATION STANDS


INFANT/CREMATION STAND **CFS 3006**

Made exclusively by C.F.S. Comes in size 24" x 36" x 21" high. Custom sizes available. The frame is made of galvanized steel.

Drape is made in Hy-Lustre or Poly-nylon. Available in several colors. Board covers are made with Royal Turf or your choice of drapery material. Stand can be used for infant, urn or vault urn service.



LOWERING DEVICE ACCESSORIES



CFS 3014

LOWERING DEVICE BAG **CFS 3014**

Protect your device during transportation and storage with a Lowering Device Bag. Made of No. 8 green canvas, our lowering device bag is reinforced at critical stress points and features webbed handles at each corner.

EZ CASKET ROLLER BARS

Cemetery Funeral Supply manufactures its E-Z Casket Roller Bars to fit any device at all settings. Each set of three bars is made of solid cast aluminum, utilizes two 10" rubber-covered steel ball bearing rollers, and spring-type mountings for easy replacement. One bar in the set features a built-in brake. Our bars are manufactured of heavy-duty components throughout to assure long life and minimum maintenance. Weight: 46 pounds. Also available with Carrying Case.

CFS 3008 Roller Bars • **CFS 3019-** Carrying case

REPLACEMENT LOWERING DEVICE CRANKS

SAFETY CHAINS **CFS 3017**

Safety Chains with rubber covered hooks.

SAFETY STRAPS **CFS 3016**

Safety Straps are 4" nylon webbing with rubber covered hooks.

REPLACEMENT LOWERING DEVICE STRAPS

Durable green nylon replacement straps are available in a wide selection of lengths from 15' to 25' plus custom lengths.

HAND STRAPS

Hand Straps made of 2" cotton webbing in 20' and 30' lengths

CFS 3020 20' Length • **CFS 3030** 30' Length

DRAPES FOR LOWERING DEVICES

Lowering Device Drapes are made of Hy-Lustre and Poly-Nylon in two styles: a four piece drape and a one piece wrap-around drape.



Pictured above are some of the accessories to the left.

LOWERING DEVICES BY FRIGID



FRIGID IMPERIAL MODEL LOWERING DEVICE

F5504S


The Imperial has become a favorite among customers because of its assurance of performance. As a medium grade device, the Imperial is capable of bearing loads up to 700 pounds. Options such as casket placers can be added to help make the lowering process as effortless as possible. The Imperial features an adjustable friction braking system giving you added control over the lowering speed. Weighing 110 pounds plain, the Imperial is designed for a one or two-person setup.

The Imperial is available in two basic models: the Cemetery Model, and the Funeral Director Model. Each model can be purchased in either chrome or stainless steel, and both telescope from 62" x 25" to 94" x 38".

FRIGID MASTER MODEL LOWERING DEVICE

F4901S

The Master is a high grade lowering device specifically designed for everyday heavy duty use. The load bearing components of the Master are twice the size of those found in the Standard and Imperial devices making it virtually maintenance free. With a 900 pound weight capacity, it is an ideal choice for lowering a casket and fiberglass vault combo. (Use of steel and concrete vaults is not recommended with any casket lowering device.) Weighing 130 pounds plain, the Master is the most durable lowering device on the market and is designed for a two-person setup.



The Master is available in two basic models: the Cemetery Model, and the Funeral Director Model. Each model is available in either chrome or stainless steel, and both telescope from 62" x 25" to 94" x 38".

SUPERIOR® LOWERING DEVICES

SUPERIOR LOWERING DEVICE 3287-C Chrome • 3287-SS Stainless Steel

For continuous dependability, rely on Superior® to guarantee longer-lasting service.

Features:

- Lifetime lubrication
- New and improved positive lock braking system

Finished in heavy-duty, gleaming chrome plate, polished aluminum and stainless steel.

Closed: 67½" L x 26" W

Adjusts to 40" L x 95½" W

Straps: 18' long, each tested to 400 lbs.

Speed Control: Complete on all models



LOWERING DEVICE WITH PLACER ARMS

3287-CR Chrome • 3287-SSR Stainless Steel

Includes all the same features as the Superior® Lowering Device with the addition of placer arms. Check bars are located at either end of the Lowering Device to hold the casket motionless even on hilly terrain. Finished in heavy-duty, chrome plate, polished aluminum and stainless steel.

CASKET PLACER S-3226

Smooth, noiseless service with self-lubricating nylon bearings, the Casket Placer operates independently of the Lowering Device. It is easy to assemble and dismantle. Locking placer arms and check bars at either end hold the casket motionless even on hilly terrain.



VAULT LOWERING DEVICE

STEEL DEVICE

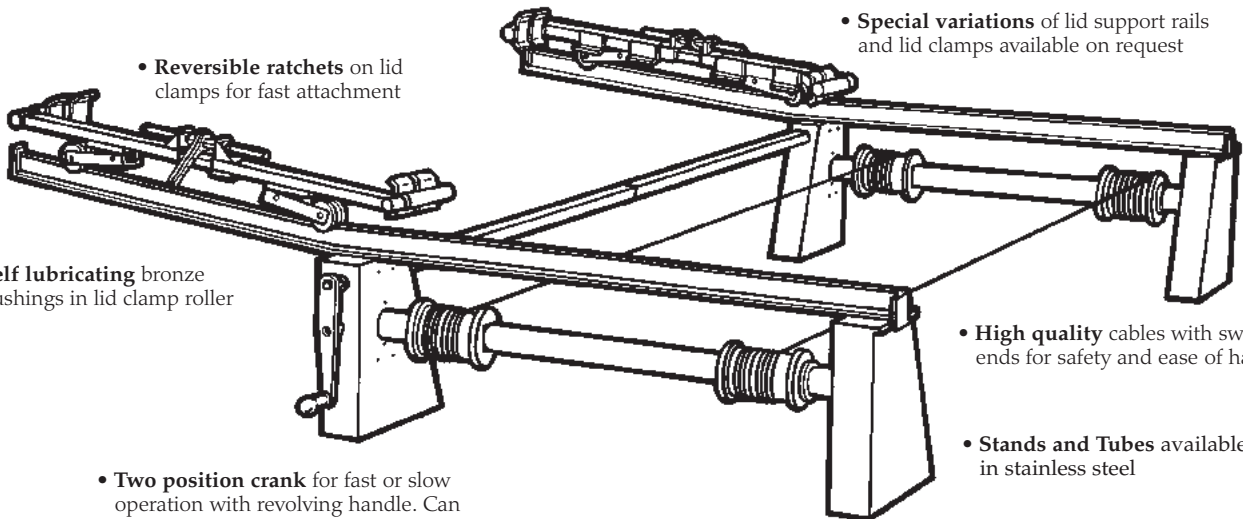


- Efficient - Safe - Quick
- Quality materials and construction throughout
- Simple and rugged for long trouble free use
- Lightweight and easy to handle
- One man set-up
- Permits an above the ground seal
- Preferred by funeral directors


One man can quickly, effortlessly and safely transport, set-up and implement the device – as well as lower the vault and roll the vault lid into the display position. The unit has an easy adjustable, quick-release, no-sag lid clamp, a feature not offered by any other lowering device.

CONCRETE DEVICE



- 
- **Reversible ratchets** on lid clamps for fast attachment
 - **Self lubricating** bronze bushings in lid clamp roller
 - **Two position crank** for fast or slow operation with revolving handle. Can be used from either end of the device
 - **Special variations** of lid support rails and lid clamps available on request
 - **High quality** cables with swaged ends for safety and ease of handling
 - **Stands and Tubes** available in stainless steel
 - **Gear train** made up of hardened steel worms, solid phosphor bronze worm gears with integral cast hub, shafts supported by heavy sealed roller bearings on both ends. Thrust bearings installed on drive shaft for easier operations. Specially designed grease retainer keeps lubricant on the gears and permits minimal maintenance

GRAVE BOARD SYSTEM



GRAVE BOARD

Safe, secure foundation for graveside services

The Grave Board System, made of lightweight, strong and durable aluminum requires no maintenance and will not fatigue or weaken with age. Instead of replacing Grave Boards every two to three years due to warping, dry rot, rusting or cracking, the aluminum Grave Boards will provide unyielding service for years.

While a Grave Board that is 14" x 10' weighs only 55 pounds, it will support well over half a ton. This means one workman can handle the entire set-up and the risk of an accident at the service is virtually eliminated.

33 GBS14 Size 14" x 10'
33 GBS21 Size 21" x 10'




ALUMINUM CHANNEL GRAVE BOARDS

CFS 10X8

Aluminum channel Grave Boards come in 6", 8" and 10" widths with 10' or 5' lengths. Other lengths are also available.

6" 2.500 x .170 web
 8" 2.52 x .487 web
 10" 2.600 x .240 web



ALTURNAMATS & BOBKART

AlturnaMATS®




AlturnaMats Features

- Guaranteed for six(6) full years from date of purchase.
- 1/2" thick 100% recycled polyethylene...very durable and can be recycled as well.
- Withstand 60 ton loads. Reuse hundreds of times...virtually indestructible.
- Field tested in record heat and cold.
- Less expensive than fiberglass.
- Last years longer than plywood...and no splinters.
- Proven best diamond plate design.
- Black mats are UV resistant.
- White Mats protect lawns from sun brown-out.
- Easy to handle with Handi-Hook.
- Lock mats together with Turn-A-Links.

BOBKART

- Built by people that use them.
- Will carry 3000 lb. up a 30 degree incline.
- Will brake 3000 lb. on a 30 degree incline.
- Very easy access to all components.
- Heavy 140" Mig-welded frame. Built to last.
- 7 x 30 treaded rollers for flotation outdoors.
- Recharging plug. Standard 12 volt D.C.
- Constant duty solenoids, only 2. Safety disconnect.
- Narrow width, just the load plus 9".
- Crane type control on 10' coiled cord.
- Built with readily available components. Standard Motor and Gear Box.
- Lift rollers that go all the way across with 1 1/4" lift.
- Easy access to battery and electrical, even while loaded.
- 3/4" H.P. Standard, 1 H.P. available.
- Standard deck height is 9 3/4" and ground clearance is 2 1/2".

Optional: 1/2" additional height and ground clearance.



TRAILERS

U-DUMP TRAILERS

Designed for Turf Applications
12 Volt Hydraulic Pump or Tractor Hydraulics Attachments

Standard specifications:

Flotation Tires
Top Swing Tail Gate
2" H.D. Coupler
Two Coats of Primer
Three Coats of Acrylic Enamel Box and Frame Undercoated

Options:

2 $\frac{5}{16}$ " Adjustable Coupler
Tractor Hitch
Pental Hitch
Remote Control

SINGLE AXLE

- 5' x 8' Off Road Trailer
- VW 1500 GVW 6000
- 4' Bottom-5' Top x 8' Long x 25" Sides

TANDEM AXLE

- 5' x 10' Off Road Trailer
- VW 1800 GVW 10000
- 4' Bottom-5' Top x 10' Long x 25" Sides



NO-TIP DUMP TRAILER WITH TERRA TIRES

No-Tip Dump Trailers are designed to do the most jobs, the best way. For all-around usefulness, simplicity and safety, they cannot be surpassed. In parks, cemeteries, golf courses, foundries, paper mills or wherever hauling is a problem, easy-rolling Red-E Dump Trailers save hauling time and labor. Dual wheel models protect soft turf, too. Three to five unit trains can be handled with speed and efficiency. Whatever the job... here is the trailer to do it. Dirt, sand, loam, trash, brush sod, concrete, castings, brick, tile, gravel, tools, plants, lumber, pipe, shavings, etc.

- 3/4 D4TT** Dump Trailer, 3/4 yard capacity 4.18 x 9.50-86 Ply Rib Tread Pneumatic Tires
- 1 D4TT** Dump Trailer, 1 yard capacity 4.18 x 9.50-86 Ply Rib Tread Pneumatic Tires
- 1 1/2 D4TT** Heavy Duty Dump Trailer, 1 1/2 yard capacity 4.18 x 9.50-86 Ply Rib Tread Pneumatic Tires

TAMPS

STONE



STONE 4-CYCLE STOMPERS

- High Volume Air Filtration Systems
- One Year Product & Two Year Piston Ring Warranties
- Polyethylene Fuel Tank
- Spring Housing
- Jumps Higher, Hits Harder, Travels Faster
- Broadest Selection

Specifications:

XH 670 Weight 132 lbs.
Shoe Size 10" x 13"
Operating System Power 3 hp Honda
Engine RPM 4000
Fuel Capacity 3 qts.
Impact Force 2650 lbs.

Specifications:

XH 730 Weight 144 lbs.
Shoe Size 11" x 13"
Operating System Power 3 hp Honda
Engine RPM 3700
Fuel Capacity 3 qts.
Impact Force 3100 lbs.

WACKER

TWO-STROKE VIBRATORY RAMMER BS 50-2

WACKER rammers have set the standard in the construction industry. These rammers are powered by the exclusive WM 80, the only 2-stroke engine specifically designed and built for vibratory rammers and meets EPA air emission standards. WACKER's rugged rammers are designed for maximum production, performance and durability

Specifications:

Shoe Size (w x l) 10" x 13"
Operating Weight 129 lbs.
Force/Blow 2540 lbs.
Percussion Rate up to 715 blows/min.
Travel Speed up to 46 ft./min.
Compacted Area 2300 ft.²
Engine Type air-cooled, 2-cycle, single cylinder, WACKER WM 80, gasoline engine


Max. Operating Speed 4400 rpm
Fuel To Oil Ratio 100:1
Fuel Consumption 1.1 qt.
Fuel Tank Capacity 3.2 qt.
Power Train

Power train from engine via centrifugal clutch, gears, crank mechanism, connecting rod, guiding piston, double spring system, spring cylinder onto ramming shoe. Clutch engages with engine speed.



SMART STICK TPA48

The SMART STICK with the SLIDE ADAPTER is great for all you probing needs. It works in all soil conditions even hard or froze ground



HEAVY DUTY VASE AUGER

EA-591400

Ideal for vase installation with minimum fatigue and mess. Heavy duty 4" hole cutter with built in dirt plug remover.



MAUSOLEUM ACCESSORIES



VASE LIFTER

The telescopic design of this vase lifter offers greater flexibility to reach hard-to-get places providing confidence of accuracy. With the 12 foot extension the two sided head design safely lifts both crypt and niche vases.

CRYPT DRAPES

Attractive and very functional Drapes are easily installed and removed. Drapes are made in various fabrics and colors to add dignity to entombment services. Choose from Hy-Lustre, Velvet and Poly-Nylon. They come in three sizes; single, double and couch. *(Not pictured)*

SAFE

Safe is an external embalming powder. It is highly volatile, vaporizing to gaseous fumes on contact with the air or tissues. It is instantly effective against putrefactive bacteria, mold, mildew and vermin. *(Not pictured)*



2 IN 1 MAUSOLEUM LIFT

The 2 in 1 is a Casket Lift and a Maintenance Lift. The lift is available in 115VAC or 12VDC, self-propelled or manual. Choose between 6, 7 and 8 crypt high, foam-filled tires, rotating platform, removable tow bar and padded crypt front holder. Also many other options to choose from.



CRYPT FRONT GRIPPER

N-Series Hand Cups

The N4000 Hand Cup features an eight-inch vacuum pad and a light-weight ABS pump and handle. *Capacity: 125 lbs.*



NICHE FRONT GRIPPER

The Handi-Grip cup is designed for handling small to medium size loads. The oval shape allows attachment on long, narrow objects. *Capacity: 40 lbs.*



MEMORIAL LIGHTS & VASES



MEMORIAL LIGHTS 1001

Features a 3/8" round pointed aluminum stake that provides quick and convenient ground placement.

ARTHUR ALLEN CANDLES 102

Plastic Encased

For proper burning, we recommend using the #102 candle. This design is especially suited for the Memorial Light unit.



WINONA VASE 1301PG8

The Winona Cemetery Flower Vase is reliable, attractive and at the top of Aeon's utility vase line. A quick twist of its adjustment ring allows you to raise the flowers above ground level; a quick turn the other way lowers flowers to ground level. When not in use, the vase reverses inside the casing to protect the unit from all weather elements. No clogging, no jamming—just low maintenance, easy installation and removal. Made of rugged, heavy gage galvanized steel, each unit is beautifully finished in Green Enamel.



SPARTAN SERIES 13007GZ, 13007TT

Half-exposed when open, the Spartan's vases are available in three finishes and choices of a zinc casing or 4 1/2" diameter Polycasing. Extra-heavy die-cast zinc vase will not float when reversed in casing even if turf is flooded. Vase measures 7 1/4" high x 4" diameter. The vase finishes available are as follows: Bronze Enamel, Grey Enamel and Bronze Textured.



GRECIAN SERIES 13009BS, 13009GS

Fully exposed when open, the Grecian Series cast vases are available in four handsome finishes and include a 5" diameter stainless steel casing with a locking ring at the top. Guard chains are optional. Vase stands 8 1/2" high when open. The vase finishes available are as follows: Bronze Textured, Bronze Powder Coat and Grey Powder Coat.

Eaton vases are also available. Call for selection and prices.

CASKET CARRIAGES

FRIGID INVINCIBLE PALL BEARER CASKET CARRIAGE 1400

The Invincible is your best answer in providing pall bearers with a dependable method of moving the casket from hearse to graveside without incident or mishap. It is a shrewd investment in more thoughtful cemetery service. This marvel of design and construction with traditional Frigid quality throughout, is as rugged as a tank, yet as smooth running as a fine watch. It is built to last and will keep its new look and provide care-free service for years. Heavy-duty frame of 1 1/2-14 gauge welded steel tubing with extra-large, full pneumatic wheels.

Specifications: Length 6', Width 30", Height 19", Tires 4" x 10" 2 Ply



AEON CASKET CARRIAGE 33C1000

Through the use of quality materials, fine craftsmanship and a variety of exclusive features, the Aeon Casket Carriage has become the standard of the industry.

WASTE BASKETS

VANDAL RESISTANT AND EASY TO MAINTAIN INDOOR AND OUTDOOR RECEPTACLES.

- Heavy gauge, fire safe steel.
- Durable and attractive Perma-Wood slats made from 100% post consumer recycled polyethylene have a 20 year limited warranty.
- Retainer bands hold poly bags securely out of sight.
- Bottom drain holes prevent the accumulation of water.
- All pole/wall mount model include strapping kits for poles up to 12" in diameter.

Baskets available free-standing wall or pole mounting with or without Perma-Wood slats.

Available in different sizes: 10 gal., 22 gal., 34 gal. or 63 gal.



H121G



H13



H1



H3



H1



EXPANDED STEEL STREET BASKET SBR52

Designed to withstand constant use and harsh weather conditions.

- Hot dipped galvanized steel.
- Tapered design permits nesting for easy storage.
- Reinforced curled edges and bottom drain holes.

45 Gallon Capacity. Dimensions: 24" Top Dia. x 33"H

GRAVE & LOT MARKERS

NORMAN GRAVE MARKERS

Since 1918 Norman Markers have been a symbol of quality and caring. Enamel baked galvanized steel ensures long lasting, rust resistant use. Unbreakable acrylic panes come with Crown, Royal and Surface markers. Waterproof polyethylene envelopes and stock bristol cards are included. Markers are packed 25 to a box, minimum order one box. Your choice of colors: Gray, Green, Black, Brown, and Orchid.



101 CROWN TILTED Classic Lines
Tilted Stake 7¼" x 16¼"



109 SURFACE Rests one inch above ground. 5" x 7"



ALUMINUM GRAVE MARKER #900

Weather resistant, durable, highly visible and economical, these come with nameplates imprinted with your firm's name. Also included are an assorted box of letters, numbers and letterholders. Size: 8½" x 4½" top, 15¼" aluminum stake.

CHROME GRAVE MARKER

#166 Chrome Plated, #50 Gold, #49 Silver (Not Shown)

Each order includes emblems, nameplates and a box of assorted embossed aluminum, silver topped on black background letters and numbers. Die cast top is 4½" x 8½". Aluminum stake measures 15¼" long. Easily assembled letters and nameplates snap into place. Your choice of emblems, nameplates imprinted with your firm's name.



CAST ALUMINUM LOT MARKERS

3 3" round top, 8" integrally cast 3 spline stake. Maximum 3 numerals or letters. **4** 4" round top, 10" integrally cast 3 spline stake. **E4** Integrally cast 8" galvanized spike. **5 x 5** 5" square top, 10" 3-spline cast stake. **E5 x 5** 5" square top, 8" galvanized spike.



MARK-RITE LOT MARKERS

Featuring a high-impact polymer head, these markers have computer engraved characters that show sharp, clean fine detail. Choose from a variety of fonts and even logos are possible. Other features include 3/8" x 8" galvanized spike, 4" round and 5" square sizes, durable quality, lifetime guarantee. Packed in consecutive order for convenience.



STAINLESS STEEL LOT MARKERS

Markline stainless steel lot markers come in 3½" or 4½" sizes. Just like other lot markers you can get them marked at the factory or for heavy volume you may also order a numbering machine. These are three choices for anchoring: carriage bolts, metal pins or nylon pins.

SIGNS



PORTABLE SELF-FOLDING TRAFFIC GUIDES

Light-weight with built-in carrying handle for easy portability. Folds flat when not in use. Chrome-plated metal legs with rubber tips. Sets of five include free wall bracket for convenient storage. Your choice of message or blank. Dimensions: 24" H x 10" W

CB 6401-5 Set of five "Please No Parking Funeral" signs with wall bracket.

CB 6402-5 Set of five "Funeral Parking Only" signs with wall bracket.

CB 6407-5 Set of five "No Parking" signs with wall bracket.

CB 6406-5H Set of five "No Parking" signs with Handicap symbol and wall bracket.

CB 6408-5 Set of five blank signs with wall bracket.

Individual signs are also available to order.

PORTABLE SLOW FUNERAL SIGNS

Come with fold-up frame or in-ground style. Insert is metal. Available in color and with message of your choice.



CAST SECTION SIGNS & MAPS



YORK STYLE 10" x 24"



#10 Round 10" diameter, available in 14" diameter also.



THE MEMO

Size pictured: 24" x 36". Available in other sizes also.



CAST CEMETERY ROAD AND SECTION MAP

Size: 48" x 48"



CAST CEMETERY MAP

Size: 36" x 48"



CAST ALUMINUM REGULATIONS SIGN

Size: 30" x 36"



RUSTIC STYLE NOTICE SIGN

Bracket Mount

Custom signs are available. If you would like a price quote for a custom baked enamel aluminum backed sign, please provide us with the size you desire and a copy of the text.

FLAGS AND FLAG POLES



U.S. flags and all state flags are available in nylon or cotton. These flags are also available in many different sizes.

ARMED FORCES FLAGS

Available in nylon only. The armed forces flags include the following types of services: Air Force, Army, Coast Guard, Marine Corps, Navy and POW/MIA. These flags are also available in many different sizes.

ALUMINUM FLAG POLES

These primary quality spun aluminum flagpoles are neatly tapered to combine fine appearance with maximum strength and minimum maintenance. Construction is from the first quality Alcoa 6063-T6 seamless extruded aluminum, having a tensile strength of 35,000 P.S.I. and a yield potential of 31,000 P.S.I., and are designed to withstand winds of 90 mph unflagged. The exterior surface is given a special machine-sanded, fine grain grit satin finish to assure the longest maintenance-free life possible. Most sizes are listed in the chart below. Other sizes are available. You may also get flagpoles in anodized bronze finish.

CLASSIC VETERANS SET



CHAIR COVERS AND DRAPE FOR VETERANS SERVICES

CFS was the first company to introduce the patriotic setup for Veterans Graveside Services. This is a very impressive way to honor the men and women who served our country.

CFS-3007 Classic Veterans One Piece Wrap Around Drape with Velcro

CFS-3201 Classic Veterans Chair Cover

CHAIRS AND CHAIR COVERS



SCHOLAR CRAFT 2200

- Maintenance-free rivets attach seat and back to frame.
- Overlapping back protects frame.
- Slide track is deburred and rivets are rolled smooth to eliminate sharp edges.
- Double-riveted rear cross-brace 3/8" from floor for easy set up.
- Chairs can be linked together with Chairlok® ganging device.
- Feet caps are injected molded of tough non-wearing polyethylene.



#200 METAL FOLDING CHAIR

- Unique full size back with double contour for maximum comfort.
- Double Hinge on each side of chair to prevent legs from buckling.
- Heavy 18 gauge durable steel frame.
- "V" Shape Plugs on rear legs for added stability.
- Double Riveted "U" Brace – far stronger than any other welded straight brace.
- In-Stock for immediate shipment in Grey, Beige, Brown, Black or Blue



MCCOURT FOLDING CHAIRS Series 5

- Polypropylene
- Light-weight
- Hot stamping available
- 5 year warranty



AEON X-TENZO SEATING SYSTEM

Maximum Seating. Minimum storage.

The Aeon X-Tenzo Seating System is the perfect solution to any temporary seating requirement. Available in increments of two to six, the system offers maximum versatility in seating configurations and easy setup. The sturdy all aluminum construction and unique accordion design provide problem free opening, arranging, closing, transporting and storing.



CFS 3202



CFS 3200

CHAIR COVERS

Custom made to fit your style of chair. They come in Hy-Lustre and Poly-Nylon fabric. Custom Monogramming included up to 10 letters. *Please specify type of chair.*

CFS 3202 Hy-Lustre

CFS 3200 Poly-Nylon



CHAIR BAGS

Our chair bags are tailored to fit all types of folding chairs. Made from your choice of No. 8 green heavy duty canvas or 13 oz. duck material, two-inch webbing and webbed handles add strength and rigidity. All corners are reinforced with webbing. *Please specify type of chair.*

INDOOR CHAIRS



SCHOLAR CRAFT 2900

- Seat frame is electrically seam-welded 19 gauge x 9/16" x 1 1/8" round steel tubing, formed and welded. 1" or 2" foam with upholstery stapled to a 3/16" thick hardboard.
- Double riveted cross-braces on the front and back legs.
- Powder-coat finish is electrostatically applied, then baked to fuse finish to frame.
- Feet caps are injected molded of tough non-wearing polyethylene.
- Fully-upholstered seat & back.



SCHOLAR CRAFT 3000

We have given the 3000 a little more muscle. We have added double leg-links and double rear cross-braces for better lateral stability and strength. An all-steel seat pan for extreme support and a 1 1/2" padded seat in a variety of vinyl's or fabrics. This is the perfect chair for long-term use, such as churches, schools, auditoriums and training facilities. At a very competitive price, there is no other chair on the market quite like it. There is no equal.



SCHOLAR CRAFT 4400

The Samsonite 4400 series Comfort Back folding chair is the premier folding chair for the commercial and rental markets. The Comfort Back with its oversized deep-radius, air-vented back is the most comfortable folding chair in the industry. The Comfort Back is perfect those upscale rental and special event applications. This chair was the chair of choice for the 1996 Summer Olympics in Atlanta.



STAKMORE CHAIR JRC STAKMORE TABLE JRT-2

Uniquely designed juvenile folding chair. 14" seat height, 22 1/2" overall height. Juvenile folding table is 24" x 24" x 22 1/2" high. Wood grain laminated top recessed to prevent objects from sliding off.

STAKMORE FOLDING CHAIRS

Hard wood construction with your choice of finishes. Engineered with exclusive folding mechanism for portability and storage. Choose from a variety of vinyls and upholstery fabrics.



Model 190



Model 4762



Model 972

CHAPEL SETS



VIRTUOSO

LAMPS CC 310KL

Gracefully designed, featuring 2" reeded column on 12" base with decorative bottom, 66" tall. Has 3-way 100/200/300 watt mogul base sockets. *Antique Bronze Finish.*

REPLACEMENT GLASS REFLECTOR CB 11

12" in diameter, standard 2 3/4" shank.

CASKET BIER CC 316KL

Featuring 3 Bronze plated 2" reeded tubes on each side. Heavy protective corners, easy rolling 5" casters. Rubber bumpers on top. Constructed in non-marring Walnut Formica. 65" L x 21 1/2" H.

REGISTER/LECTERN CC 314KL

Matching 2" reeded column on 14" base with decorative bottom. Large writing surface with reflector lamp. Measures 42" high to front of writing surface; 54" tall overall to top of light.



All chapel and devotional sets are available in different styles. Call for other selections.

DEVOTIONAL SET



VIRTUOSO

PRAYER RAIL **CC 315KL**

Light weight cast aluminum frame with fluted 1¼" tubes and Bronze plated decorative metal. Heavy foam padded upholstery in your choice of velvet or washable naugahyde, in a variety of colors. 29" H x 39½" W x 16" D.

CANDLESTICKS **CC 311KL**

Complete with sanctuary lamps and Ruby glass holder; includes ventilated top. Antique Bronze. Replacement Ruby mortuary glasses available – model **CB FB 1** for wax candles, **CB FB 2** for electric. Electrification extra (please specify).

MASS CARD HOLDER **CC 312KL**

Gold frame top, 14½" x 17½" Walnut Formica tray with 2 springs to hold cards. Bronze finish stand.

CRUCIFIX **CC 495**

Walnut finish wood cross, measures 33" x 17". Antique Bronze corpus. Tripod stand or decorative chains for hanging from ceiling.

FLAG STAND **CC 954**

Triangular open-faced stand proudly accepts a folded flag. In solid Walnut finish, on Bronze finish decorative pedestal to match candlesticks (not shown).

All chapel and devotional sets are available in different styles. Call for other selections.

CHAPEL SETS



NEW BOSTONIAN

TORCHIERE LAMPS CC 938

Solid Cherry wood base and turned columns blended with Bronze finish metal holder. Glass measures 16" in diameter. 3-way mogul socket. Overall height measures 68 1/2". *Cherry finish.*

REPLACEMENT SHADES CC 145

16" in diameter at widest point. 2 3/4" shank—*Nu Gold.*

LECTERN CC 942, CC 386

Matching turned Cherry posts to blend with overall design of the Lamps and Casket Bier. Comes with plain design center. Card pockets are made large enough to accommodate the larger cards. Inside measurements are 4 7/16" W x 3/4" D. Reflector lamp is all wood with the wiring concealed to come out of the bottom of the base. Has a shelf to hold extra books for the minister or speaker. Writing desk will accommodate 12 1/2" D x 20 1/4" register book. Overall height is 52 1/4".

CC 942 CHERRY FINISH
CC 386 MESSAGE BOARD

CASKET BIER CC 947

All Cherry wood construction throughout with turned Cherry posts and panels, decorative designs in center panel on one side, plain panel on the other side. 5" swivel casters assures easy movement. Rubber protective bumpers. Measures 25" W x 65" L x 22" H. *Cherry finish.*

FLAG STAND CC 954

Triangular open-faced stand proudly accepts a folded flag. In solid *Cherry finish*, on matching Cherry wood pedestal (*not shown*).

CANDLESTICK CC 929

Shown with Pascal Conversion Kit.



All chapel and devotional sets are available in different styles. Call for other selections.

CASKET BIERS



SIMPLICITY CC 666

Constructed of wood grain Formica. 5" silent ball-bearing casters. 65" L x 25" W. Walnut wood grain finish.



DOMINICAN CC 888WM

Wood grain Formica. Square corner posts with decorative fluted metal accents and 5" silent ball-bearing casters.

MAJESTIC CC 888

Same as CC 888WM except with brass accent metal tubing.



VERSAILLES CC 747

A wonderful blend of select Cherry wood and mar-proof matching Formica. The hand carved posts and panels, plus the decorative grill work on either side, creates a superb furniture piece you will be proud of. 5" silent ball-bearing casters, decorative corners.



CRITERION CC 206KC

Metal posts at each corner with mar-proof Formica. 65" L x 25" W. Combination Antique Bronze and Walnut wood grain Formica. 5" silent ball-bearing casters.

CASKET DISPLAYS



PREMIUM CASKET DISPLAY SYSTEM CD 4000

Top-of-the-line, two-tier casket display system of rugged steel construction is the industry's premier statement of subtle elegance in the casket display room. When fully extended, the fool-proof, scissored dolly is automatically gauged for the proper distance and clearance to eliminate annoying and costly scratches from the casket above. Four 3" heavy-duty ball-bearing wheels roll effortlessly in their own steel tracks, making this the ideal answer for showrooms with and without deep pile carpeting. Bottom tier accepts caskets up to 25" tall. Top tier and dolly easily support up to 400 pounds. Tilt bracket allows top casket to gently tilt forward for better view, if desired. Available in black or almond color powder-coated finishes. Minimal assembly required.

LAMPS



CC X-1
Features **CBD 5** glass shade. Specify Antique Bronze, Brass or Chrome finish.



CC 9000
Features **CB 10083** etched glass shade. Specify Antique Bronze, Brass or Chrome finish.



CC 9872
Features **CB 11047** glass shade. Specify Antique Bronze, Brass or Chrome finish.



CC 510 SK
Combination baked enamel and plated finishes. Features **CB 9234** glass shade. Ivory or Brass finish.



CC 402
Features **CB 231** glass shade. Specify Antique Bronze, Brass or Chrome finish.



CC 421
Features **CB 11** etched glass shade. Specify Antique Bronze, Brass or Chrome finish.



CC 12070
Features **CBD 5** glass shade. Specify Antique Bronze, Brass or Chrome finish.



CC 200KC
Features **CB 9234** glass shade. Specify Antique Bronze, Brass or Chrome finish.

REPLACEMENT LAMP SHADES



CBD 5
13 1/2" diameter
2 3/4" shank



CB 11
12" diameter
(no brass band)
2 3/4" shank



CB 75
16" diameter
2 3/4" shank



CB 91
16" diameter
2 3/4" shank



CB 145
16" diameter
(no brass band)
2 3/4" shank



CB 231
11" diameter
at widest point
4" shank



CB 282
13 1/2" diameter
9 3/4" high, 2 3/4" shank



CB 11047
11" diameter
3" shank



CB 11056
11" diameter
3" shank

REGISTER STANDS



CC 101

Available in Antique Bronze or Chrome Plate finish
(please specify).



CC 522

Available in Antique Bronze or Chrome Plate finish
(please specify).

CC 544

Same as above with 4 posts in
Bronze or Chrome Plate finish
(please specify).



CC 595

Available in Antique Bronze or Chrome Plate finish
(please specify).



CC 725

Available in Antique Bronze or Chrome Plate finish
(please specify).

CC 725NC

Same as above
without cabinet top.



CC 2350

Available in Antique Bronze or Chrome Plate finish
(please specify).



CC 100

Available in Antique Bronze or Chrome Plate finish
(please specify).



CC 2000

Available in Brass, Antique Bronze or Chrome Plate finish
(please specify).



CC 625

Available in Brass, Antique Bronze or Chrome Plate finish
(please specify).

LECTERNS, REGISTERS & PA SYSTEMS



GRAND RAPIDS LECTERN **CC 485GR**

Made from hardwood and finished in warm walnut. Tiered base, 13 $\frac{1}{4}$ " square, tapered center post with 22 $\frac{1}{2}$ " x 16" writing surface. Metal reflector shade, Antique Bronze or Brass finish (*please specify*).



ECONOMY REGISTER DESK **CC 250**

The simple styling enhanced with the all-wood grain Formica material and bright brass reflector make the Economy Register Desk look more expensive than it really is. The large 15" x 21" writing board folds flat when not in use. Packed with toggle bolts ready to install. Your choice of Walnut or Maple Fruitwood finish (*please specify*).



QUALITY WALL REGISTER DESK **CC 325**

Durable wood-grain Formica writing surface measures 15" x 21". Available with brass-plated card pockets and brass-plated message board. Features brass-plated reflector with hidden wire. Writing board folds flat when not in use. Packed with toggle bolts ready to install. Your choice of Walnut or Maple Fruitwood finish (*please specify*).

CC 326 Same as above, without cast card pockets

CC 285 Same as CC325, plus 8" x 4" message board



XL 2311

PORTABLE REGISTER STAND

Your choice of two popular, truly portable register/lectern stands. Both are made of Gold Anodized aluminum, and are suitable for outdoor use.

XL 2311 Folding Portable Register Stand – folds flat for convenient storage

XL 2552-CASE Carrying case for above

XL 2111 Adjustable-height Portable Register Stand – folds in compact case

XL 2111-CASE Carrying case for above



XL 2111



CFS's Tent Register **CSS-TR**

- Hard Wood Writing Surface
- Steel Frame Attachment
- Fits Any Tent Pole
- Includes Carrying Case

COMP-DIRECTORY SYSTEMS



SINGLE PANEL DIRECTORIES

AA 8421LG-20 (Shown)

One panel with magnetic closure door frame and shatter-resistant acrylic window. Overall size is 19" wide and 16½" high, accepts one standard 8½" x 11" sheet. Your choice of stock background and frame style from Frame Set C on page 36.

AA 8181 LG	Antique White
AA 8421 LG-20	Walnut
AA 8371 LG-10	Brass
AA 8371 LG-9	Chrome
AA 8000-L	Optional lock & Key

Also available without door or acrylic window:

AA 841W1 LG	Walnut
AA 841B1 LG	Brass
AA 840C1 LG	Chrome



SINGLE LISTING PEDESTAL DIRECTORIES

Available with an open face and tamper-resistant cover, and featuring your computer generated announcements. New 8½" x 11" pages are easy to insert from an opening on the top of the frame. Frame size is 12" W x 9½" H. Including stand, the overall height is 46". Choose from background mat colors and frame styles from Frame Set B on page 36.

AA 860-8

Antique Bronze stand with open face Walnut frame

AA 860-9

Chrome stand with open face Chrome frame

AA 860-10

Brass stand with open face Brass frame



SINGLE PEDESTAL DIRECTORIES With Three Inner Panels

Multiple announcements are easy on this versatile stand. Shown with three inner panels using half-page computer-generated announcements. Frame is 15" W x 20" H on a contemporary styled pedestal, for an overall height of 65". Inner panels are 12" W x 5½" H, allowing half-page announcements to slip in or out easily, for quick directory changes. Choose from background mat colors and frame styles from Frame Set A on page 36.

AA 8413/421-8

Antique Bronze stand with open face Walnut frame

AA 8413/421-9

Chrome stand with open face Chrome frame

AA 8413/421-10

Brass stand with open face Brass frame

AA 8800 LIGHT

Small optional light with one bulb



TWO PANEL DIRECTORIES

AA 8182LG (Shown)

Two panels with magnetic closure door frame and shatter-resistant acrylic window. Overall size is 18" wide and 24" high, accepts two standard 8½" x 11" sheet. Your choice of stock background and frame style from Frame Set C on page 36.

AA 8182 LG	Antique White
AA 8422 LG-20	Walnut
AA 8372 LG-10	Brass
AA 8372 LG-9	Chrome
AA 8000 L	Optional lock & Key

Also available without door or acrylic window:

AA 841W2 LG	Walnut
AA 841B2 LG	Brass
AA 840C2 LG	Chrome

TWO AND FOUR PANEL DIRECTORIES AVAILABLE

SLIP-ON WALL DIRECTORIES

Removable from the wall for easy mounting of your computer-generated announcement on a half-sheet of standard 8½" x 11" paper. Just fold a standard letter-sized sheet in half and slip it into the Comp-Directory from the top. Available in Brass, Walnut or Chrome finish (choose from Frame Set B on page 36), single or double face. Mounting brackets furnished. Single face board may be also used flush against the wall – hangers will be furnished – (please specify right, left or flush mount). Overall dimensions 12" W x 5½" H.

AA 831C SF	Single face Chrome frame
AA 831W SF	Single face Walnut frame
AA 834B SF	Single face Brass frame
AA 831C DF	Double face Chrome frame
AA 831W DF	Double face Walnut frame
AA 834B DF	Double face Brass frame



CELEBRATION OF LIFE PHOTO GALLERIES

CELEBRATION OF LIFE MAGNETIC DISPLAY BOARDS

The ideal way to display photos, and other memorabilia, to help families celebrate the life of the deceased. Magnetic mats quickly and securely hold items against display board. Boards come in two sizes; large (34" x 44") or small (26" x 32"), and in your choice of background color (tan, green, blue or burgundy). Also available in a wide variety of frame styles (choose from Set D on page 36). Matching all-Brass, all-Wood (light or dark), or Oak tripod easel with Brass accents – available as part of a set with display board or separately.

- CC 1391 10** Small 26" x 32" display board with mat package, your choice of frame & background color, and all-Brass easel.
- CC 1391 36** Small 26" x 32" display board with mat package, your choice of frame & background color, and all-Wood easel.
- CC 1391 22** Small 26" x 32" display board with mat package, your choice of frame & background color, and Oak/Brass easel.
- CC 1393 00** Small 26" x 32" display board with mat package, your choice of frame & background color (*no easel*).
- CC 1390 10** Large 34" x 44" display board with mat package, your choice of frame & background color, and all-Brass easel.
- CC 1390 36** Large 34" x 44" display board with mat package, your choice of frame & background color, and all-Wood easel.
- CC 1390 22** Large 34" x 44" display board with mat package, your choice of frame & background color, and Oak/Brass easel.
- CC 1392 00** Small 34" x 44" display board with mat package, your choice of frame & background color (*no easel*).

STORAGE CASES WITH HANDLES

Protects your Celebration of Life boards when not in use, and makes transportation of units convenient (*not shown*).

- CC 1997 00** For large 34" x 44" frame • **CC 1998 00** For small 26" x 32" frame
- CC 1996 00** For Brass or Oak/Brass easel only • **CC 1999 00** For All-Wood easel only



ADDITIONAL MAGNETIC MATS

Available in Green, Blue, Burgundy or Tan.

CC 1994 Complete set of 28 mats: (4) Wallet Size, (8) 3½" x 5", (2) Instant Picture, (2) 4" x 6", (1) 5" x 7", (1) 9½" x 7½", (1) 8" x 10", (1) 8½" x 11", (8) corners.

- CC 194-01** Mat for wallet size pictures
- CC 94-02** Mat for 3½" x 5" picture
- CC 94-03** Mat for Instant Pictures
- CC 94-04** Mat for 4" x 6" picture
- CC 94-05** Mat for 5" x 7" picture
- CC 94-06** Mat for 8½" x 6½" picture

- CC 94-07** Mat for 8" x 10" picture
- CC 94-08** Mat for 8½" x 11" picture
- CC 94-09** Corners for any size picture
- CC 94-10** Rectangular mat with oval cutout for Wallet Size picture



SEPARATE EASELS

- CC 1195 22** Oak/Brass easel
- CC 1195 10** All-Brass easel
- CC 1195 36** All-Wood easel (specify light or dark finish)
- CC 1196 10** Small Tabletop easel (*not shown*)

CELEBRATION OF LIFE OPTIONAL LIGHT **CC 1300**

Highlight memorabilia with large, convenient 2-bulb light. Light is removable with Velcro® mount.

DIRECTORY OPTIONS



FRAME SET A

- A-1 Bright Chrome
- A-2 Solid Walnut
- A-3 Bright Brass



FRAME SET B

- B-1 Aluminum
- B-2 Bright Brass
- B-3 Solid Walnut



FRAME SET C

- C-1 Aluminum
- C-2 Antique White
- C-3 Plain Solid Walnut
- C-4 Bright Brass



FRAME SET D

- D-1 Plain Solid Walnut
- D-2 Plain Solid Oak
- D-3 Bright Brass
- D-4 Antique White
- D-5 Reeded Dark
- D-6 Reeded Light
- D-7 Reeded Gold



FRAME SET E

- E-1 Dark Tigerwood
- E-2 Light Tigerwood
- E-3 Antique Gold



FRAME SET F

- F-1 Dark Tigerwood
- F-2 Light Tigerwood
- F-3 Antique Gold

SIGN-IN SOFTWARE *CN 8000SOFT*

Designed specially for making pages to fit Comp-Directory or Magnetic Photo Gallery Boards. Runs on Windows System 3.1, 95 or 98. CD-ROM Software.

DISPLAY PAPER *AA 8067*

Heavyweight 8½" x 11" Ivory Paper is ideal for your announcements. 100 sheets per pack.

AVAILABLE MAT COLORS *FOR COMP-DIRECTORY ONLY*



Black Watch



Lampis Blue



Light Green



Deep purple



Sandstone



Newport Blue



Fudge



Mauve



Tan



Green



Blue



Burgundy

Colors shown are not exact. Please call for more information.

AVAILABLE MAGNETIC BACKGROUND COLORS



15" X 20" ANNOUNCEMENT BOARD WITH ILLUMINATING LAMP [AA 41/2500](#)

100% pure wool felt grooved background. Triple-plated all-metal stand. Full 65" tall. Board has sufficient space to accommodate four service announcements. Also available without lamp.

- [AA 41/2500-8](#) Antique Bronze finish stand with Walnut framed announcement
- [AA 41/2500-9](#) Chrome finish stand with Chrome framed announcement
- [AA 10-300](#) Recommended quantity 300 1/2" molded letters in free compartment box

20" X 30" DELUXE ANNOUNCEMENT BOARD WITH ILLUMINATING LAMP [AA 50](#)

Tall, substantial stand and extra-large board area makes this directory ideal where multiple listings are needed. Triple-plated all-metal stand with heavy base and two 2" diameter posts. Overall height 72".

Includes 18" reflector lamp with turn switch. Optional plexiglass front with letter panel removable from the back (*extra, please specify*). Also available without the lamp.

- [AA 50-8](#) Antique Bronze finish stand with Walnut framed announcement
- [AA 50-9](#) Chrome finish stand with Chrome framed announcement
- [AA 50-10](#) Brass finish stand with Walnut framed announcement
- [AA 10-300](#) Recommended quantity 300 3/4" molded letters in free compartment box



FLORAL DISPLAY SYSTEMS



BRASS-PLATED ROUND BASKET STANDS

Made of heavy gauge Steel wire with round solid steel top and durable electroplated Brass finish. Seven sizes, from 8" to 32" high, nest in 15 square inches of space.

- CB 1304-7** Set of seven-in-one
- CB 1304-5** Set of five smallest sizes
- CB 1304-8** Individual Stand 8" high
- CB 1304-12** Individual Stand 12" high
- CB 1304-16** Individual Stand 16" high
- CB 1304-20** Individual Stand 20" high
- CB 1304-24** Individual Stand 24" high
- CB 1304-28** Individual Stand 28" high
- CB 1304-32** Individual Stand 32" high



TYPE O STAND

Display up to five baskets in just 22" of floor space. Available in two fixed sizes and two adjustable sizes.

- XL O-3** Set including 42" to 73" stand with three 18" attachments
- XL O-4** Set including 53" to 96" stand with four 18" attachments
- XL O-5-40** Fixed 40" height stand
- XL O-6-52** Fixed 52" height stand
- XL O-1-18** 18" attachments
- XL 2531** Carrying case for CEO-3 or CEO-5
- XL 2514** Carrying case for CEO-4 or CEO-6



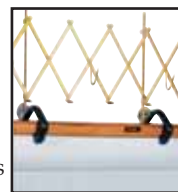
CASKET SPRAY FLORAL RACK

XL 1420-10

Expandable design permits floral display over full open caskets or 1/2 couch caskets.

Rack is all aluminum, Gold anodized with two black vinyl-coated adjustable grips. Three large prongs hold spray with absolute security regardless of rack angle. Rack expands to a full 50" to hold the largest sprays. Folds to 4" for minimal storage.

XL 1430-CASE Carrying & Storage Case for Casket Spray Floral Rack



LADDER RACKS

The elegance and simplicity of this sturdy display rack allows you to use it in any setting, from casual to formal. Constructed of polished gold-anodized aluminum tubing with woodgrain finished shelves, this ladder rack is available in three sizes, and has an optional extension that quickly and easily adds additional display space.

- XL 1251** 45" ladder with three shelves
- XL 1252** 63" ladder with three shelves
- XL 1255** 75" ladder with three shelves
- XL 1253** 22" extension with one shelf
- XL 1257** 8" x 12" shelf
- XL 1259** large 8" x 18" shelf
- XL 2625** carrying case for two 45" ladders & shelves
- XL 2627** carrying case for two 63" or 75" ladders & shelves

CROWD CONTROL



MIRROR BRASS WITH SPIRAL POST AND BALL TOP 1336MB

This deluxe post features an extra heavy, low profile base and a heavy gauge, large diameter upright tube. The universal 4-way hook ring accepts line ropes from any direction. Designed for "heavy traffic" areas. 40.5" tall, 2" diameter post, 14" base and weighs 40 lbs.



WALL PLATES

Wall Plates can replace Line Posts when attached to a wall or column

PEW RESERVATION ROPING SYSTEM

Help your guests know which pews or other areas are available and which are reserved for others. 1/2" diameter roping finished with tassels can be moved to reserve any pew or group of pews. For more permanent applications, 3/4" roping can be fitted with Brass or Chrome hook ends, to latch onto matching wall plates. All roping is made of heavy lustrous rayon and cotton, available in any length (price by lineal foot, please specify). Either size is available in maroon, white, red, gold, green and blue.

- CEPR-50 1/2" roping for tassels
- CEPR-51 Tassels only
- CEPR-75 3/4" roping for hook ends
- CEPR-80-10 Hook ends, Brass
- CEPR-80-9 Hook ends, Chrome
- CEPR-81-10 Matching wall plate, Brass
- CEPR-81-9 Matching wall plate, Chrome

RESERVED SEAT SIGNS

The popular "reserved seat" sign is made with leaded ears covered in maroon corduroy that form-fit onto chairs or pews. Three wordings and styles to choose from. The styles are Wood, Aluminum and Gold-plated.

CC 302 "Reserved Pallbearer" • CC 405F "Reserved Family"
CC 406R "Reserved"



CFS RESERVED SIGNS

The two-sided sign is available in monogrammed or screen printed versions. The signs have machine-sewn finished edges and a cord handle. These can be easily placed and removed from chairs and pews. Monogramming in white, gold and custom colors. Screen Printing in white and gold only.

CFS 600 Mono • CFS 601 Screen Print (not pictured)
Colors available: Green, Blue & Burgundy



CHURCH TRUCKS

FERNO® MODEL 87 CHURCH TRUCK

Made of strong, rectangular, aluminum tubing the Model 87 Church Truck features a protective, anodized finish that keeps the truck looking bright and shiny-new as well as making it easy to clean. The stable x-frame undercarriage and rubber rests help to secure the casket. Six inch, rubber tires roll easily over carpet, sills and other obstacles with quiet dignity. When moved without a casket, a special, built-in handle allows the truck to be pushed, pulled or carried.

FERNO® MODEL 88 CHURCH TRUCK

Designed for those who prefer a compact truck, the Model 88 extends to 47 inches long. The construction is of anodized aluminum, rectangular tubing. The protective anodized finish keeps the truck looking bright and shiny-new as well as making it easy to clean. This truck features six-inch wheels and a frame that will lock in three positions. (Not pictured.)



Model's 87 and 88 are available in silver, gold, bronze, blue-grey or onyx. You may also get drapes and frames or handles as options on these models.

UTILITY TRUCKS



FERNO® DUAL-DUTY TRUCK 110

Works equally well as a showroom or utility truck. Its polished aluminum frame is exceptionally strong and will look like new for years with minimal maintenance. Rubber tips hold caskets or rough boxes firmly in place. Five inch, ball-bearing wheels roll over obstacles with ease. 47" long, 22" wide, 21" high. Holds up to 600 pounds.



FERNO® SHOWROOM TRUCK 112

The extra-long and wide wheel base of this truck provides exceptional stability and performs equally well as a utility truck. The strong alu-



minum frame will keep its high polish for years with a minimum of maintenance. Rubber tips hold caskets firmly in place. Five-inch, ball-bearing wheels roll over obstacles with ease. 47" long, 22" wide, 21" high. Holds up to 600 pounds.

COT COVERS



COT COVERS

Carefully cut and sewn from Hy-Lustre and Poly-Nylon fabric. Also available with elastic ends.


Custom monogramming included up to 10 letters per side.



ROLLER SYSTEMS

FERNO® ROLLER SYSTEM 156

Now any stock extended vehicle can carry all your needs. The only modification needed is removal of the bier pins. Mounts to the floor, and can be used to carry a cot. Accommodates caskets, cots and most airtrays. With the wide range of products it can carry, you can rest easy knowing that you do not have to remove or add a product from your vehicle for it to be ready to use. Includes two restraint straps to hold cots securely. 89¼" long, 24" wide, 2" thick. Holds up to 1,000 pounds.



FERNO® FIRST CALL COVER 320

The slip-over styling of this cover fits most cots. Secured by elastic, the cover is reversible end-to-end. Available in black, burgundy or gray leatherette; and burgundy, blue or grey pinstripe Herculon®. Fits cots approximately 76" x 20".



FERNO® FIRST CALL POUCH 335

Complete with bottom, this pouch includes a full-length brass zipper. The pouch is secured by snap fastener tabs and features full-expansion restraint strap slots and polyurethane-coated nylon fabric lining. Fits One-Man® cots, standard ambulance cots and stretchers approximately 75" x 23". Available in black, burgundy or grey leatherette; and burgundy, blue or grey pinstripe Herculon®.



FERNO® BIER PINS

Securely holds caskets in place.

576 Bier Pin Complete Set

577A Adjustable Bier Pin

577-S Stationary Bier Pin



MORTUARY COTS

FERNO® MULTI-LEVEL, ONE MAN MORTUARY COT 24, 24H

Designed to allow one person to perform retrieval. Special release levers allow a single operator to raise and lower the cot without having to support the full weight of the cot and body. Legs unfold and lock automatically when unloading the cot, then fold back quickly when the cot is loaded back into the vehicle. In tight areas, the cot doubles as a high-maneuverable, two wheeled stretcher when the undercarriage is folded and locked. It slides down stairs easily in this position with built in stair glides. The foot rest assists with going down stairs. The multi-level feature allows the body to move easily from bed to cot. The cot also allows a portable stretcher to lie evenly in place. Comes complete with one-inch burgundy mattress and two five-foot-long, two-piece, burgundy quick-release restraining straps. 77" long, 20½" wide, 32½" maximum height, folds to a minimum height of 9". Loading height 23" - 26". Maximum load 400 pounds. *24-H same as above with loading height 27" - 31" for high-floor coaches.*



FERNO® MULTI-LEVEL, ONE MAN MORTUARY COT 27-1

A very maneuverable cot, with folding end that shortens the cot by 15", and tapered head section that makes tight corners and narrow doorways easier to navigate. Also allows easy access to the body. Multi-level undercarriage provides flexibility in retrieval. Loading-end wheels can be locked when necessary. Comes with a 1" thick burgundy mattress and burgundy restraints. 78¾" long, 22" wide, 33½" high, folds to minimum height of 9". Maximum load 400 pounds.



End section folds, shortening the cot by 15" to improve maneuverability.

24-MAXX MORTUARY COT AND 24-MINIMAXX


The 24-Maxx with its unique, independent-leg design, wider surface, larger 6 inch wheels, and the 24-MAXX allows you to transport bodies weighing up to 1,000 pounds while reducing the risk of back injuries. The 24-MiniMaxx has all of the innovative features of the 24-Maxx in a narrow package. Both cots have ture independent legs with multi-level adjustment, with dual hand conrols. 77" long, 25½" wide, 39" high, folds to minimum height of 14". Loading height 24" - 26". *24-MiniMaxx is 77" long, 22¼" wide, 39" high, folds to minimum height of 14". Loading height 24" - 26".*



PATIENT TRANSFER BOARD CC 1772W, CC 1773

An easy and safe way to move bodies from one surface to another, this patient transfer board is made of white plastic with a friction-free surface to allow easy placement under the body.

CC 1773 - Optional Body Harness & Pull Strap Set



OPERATING AND DRESSING TABLES

FERNO® MODEL 101-H HYDRAULIC OPERATING TABLE

Hydraulic controls make adjustments easy on this operating table. Tilting and height adjustments are accomplished simply with a conveniently located foot pedal. Either end can be adjusted from 29½" to 37½" high, for easy preparation from either a standing or sitting position. The convex table top allows fluids to drain away from the body, and an extra-deep trough around the perimeter eliminates the need for splash guards. A drain in the center of the end quickly eliminates fluids from the table. All four 8" swivel wheels lock with a single foot pedal. Stainless steel for easy maintenance; solid surface base has no crevices where liquids can coagulate. 80" long x 30" wide. Holds up to 600 pounds.



DE VINCI #900 TABLE by FRIGID PORTABLE & ADJUSTABLE

In Tough, Resistant Fiberglass with traditional quality and expert workmanship throughout, the De Vinci incorporates a large 79" long by 30" wide top of new, tough, highly chemical and stain resistant, beautiful fiberglass with provision for headrest and drain connection. Frame is of sturdy, tubular Alcoa Aluminum, highly polished. Adjusts from 29" to 35" with each end adjusting independently of the other for perfect height and drainage. Large, heavy duty, rubber tire wheels with chrome hubs lock individually for extra sturdiness.



FERNO® MODEL 103 BASIC OPERATING TABLE

Similar to folding operating table, but does not fold for storage. Requires easy assembly.



Either end can be adjusted quickly from 32½" to 38½" high.

FERNO® MODEL 102 FOLDING OPERATING TABLE

Ideal for embalming, dressing and transfer, particularly where space is at a premium. The table folds flat for storage when not in use – it stands on end and can fit easily in a closet or behind a door. Each end of the table is independently adjustable from 32½" to 38½" high, using an exclusive one-hand release. The table has a stainless steel top with convex surface, tubular steel frame and lockable 7" ball-bearing wheels. Drain is in center of foot end. 80" long x 30" wide. Holds up to 600 pounds.



Folds to only 13" thick when not in use.

FERNO® MODEL 34 FOLDING DRESSING TABLE

Unfolds quickly and stores compactly. Two-piece laminated plastic top resists scratches and stains and can be cleaned in seconds. Four 7" swivel wheels are equipped with locks. Available with wood grain or grey top (*please specify*).

FERNO® MODEL 36 DRESSING TABLE

An exclusive, one-hand release allows you to quickly adjust the table height from 32" to 38". Model 36 is mobile with four, six-inch swivel wheels that lock for stability. (*Not Pictured*)
The laminated top is available in grey or woodgrain. Please specify when ordering.

INDEX

TENTS

Hilltop Tents	2
Oval Tents	5
Porta-Chapels	4
Porta-Tents	4
Push Pole Tents	5
Ridge Pole Tents	5
Specialty Tents (<i>Special Occasion & Party</i>)	6
Steril Tents	7

Tent Accessories & Parts

Mound Covers (<i>Slant, Box & Alcove</i>)	3
Side Walls (<i>Straight, Window, & Wall to form Awning</i>)	3
Steril Tent Frame Parts	8
Sun Roof Extensions	3
Tent Parts & Accessories	6

CEMETERY EQUIPMENT

Casket Carriages (<i>Frigid & Aeon</i>)	19
Cemetery Grass	8
Flags & Flag Poles	23
Grave Boards	14
Memorial Lights	19
Stone Tamps	17
Trailers	16
Vases	19
Waste Baskets	20

Chairs & Accessories

Aeon X-tenzo Chairs	24
McCourt Chairs	24
Scholar Craft Chairs (#2200)	24
Chair Bags	24
Chair Covers	24

Devices, Stands & Accessories

Device Stands	9
Frigid Lowering Devices (<i>Imperial, Master & Standard</i>)	11
Lowering Device Accessories	10
Portable Device Stands	9
Superior Lowering Devices	12
Vault Lowering Devices (<i>Steel & Concrete</i>)	13
Infant/Cremation Stands	10

Markers & Signs

Cast Section Signs & Maps	22
Grave Markers & Lot Markers	21

Mausoleum Accessories

Crypt Drapes	18
Safe	18
Grippers	18
2 in 1 Lifts	18

Vase Lifter	18
-------------	----

Vault & Marker Equipment

AltarnaMats	15
Bobkart	15

FUNERAL HOME EQUIPMENT

Casket Biers	29
Casket Displays	29
Celebration of Life Photo Galleries	35
Chapel Sets	26, 28
Comp-Directory Systems	34
Crowd Control	39
Devotional Sets	27
Directory Options	36
Groove Board System	37
Lamps	30
Lecterns & Registers	33
P.A. System	33
Procession Lighting	37
Register Stands	32
Replacement Lamp Shades	31
Reserved Signs	39
Roller System	41

Church Trucks & Utility Trucks

Ferno Church Trucks (<i>Model 87 & 88</i>)	40
Frigid Church Trucks (<i>Model 5201 & 5201XL</i>)	40
Dual-Duty Trucks	40
Showroom Trucks	40

Cots & Covers

Cot Covers	41
Ferno Mortuary Cots	42
First Call Covers	41
First Call Pouches	41

Floral Display Systems

Basket Stands	38
Ladder Racks	38
Floral Racks	38

Indoor Chairs & Tables

Samsonite Chairs (#2900 & #3000)	25
Stakmore Chairs & Tables	25

Operating & Dressing Tables

Ferno Operating Tables (#101-H, #102 & #103)	43
Frigid Operating Table (#900)	43
Ferno Dressing Tables (<i>Model 34 & 36</i>)	43

Cemetery Funeral Supply

SALES: P.O. Box 1518 • Monroe, NC 28111 • 1-800-277-9878 • Fax: 704-291-9230

PLANT: 10819 Boardtown Rd. • Cherrylog, GA 30522 • 1-800-277-9877 • Fax: 1-706-276-2384

Website: www.cfsupply.com • **E-mail:** info@cfsupply.com